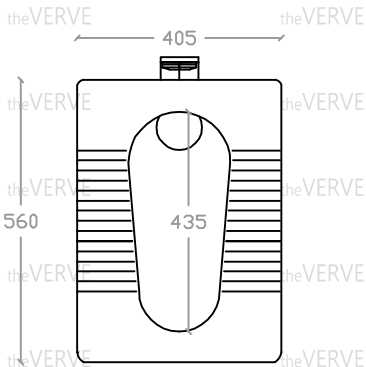




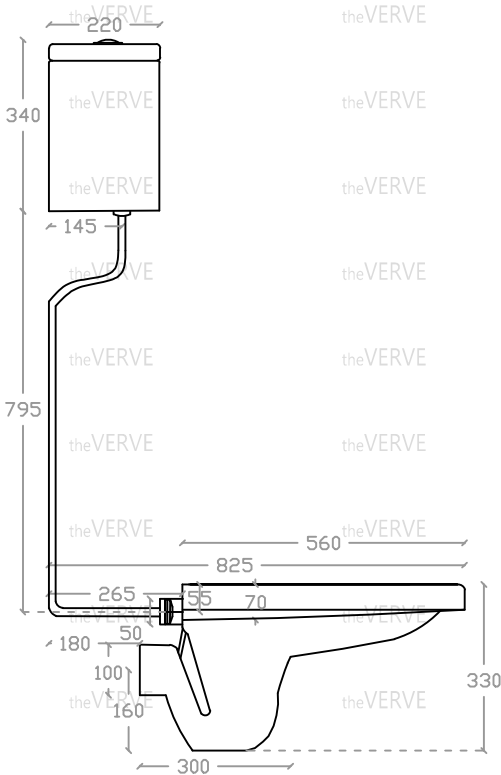
TV ASH C-366P-C350

Mld-Level Squatting Pan with Integrated Footrest  
c/w Integral P-Trap

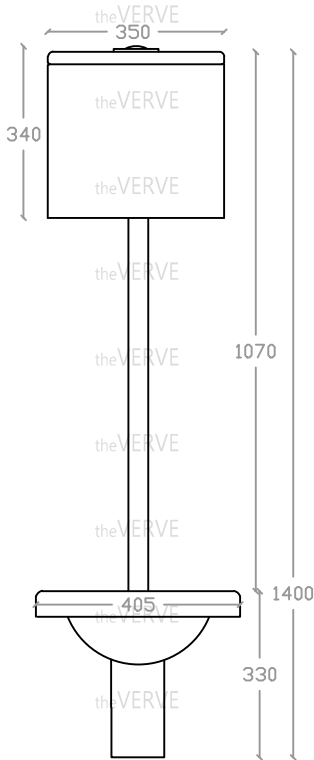
Size : L825mm x W405mm x H1400mm



Top view



Side view



Front view

\*ALL MEASUREMENT ARE CORRECT AS PER DATE OF MEASUREMENT  
\*ALL DIMENSION TOLERANCE  $\pm 10\text{mm}$   
\*WEIGHT TOLERANCE  $\pm 5\%$

Measurement By:	Victor & Karna	Verified By:		Prepared By:	Victor
	12.08.2024				23.07.2025

